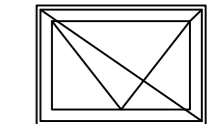
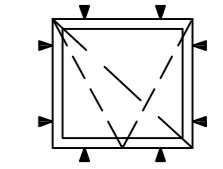


DETAILS ON THIS DRAWING ARE THE COPYRIGHT OF IDEAL COMBI AND MUST NOT BE REPRODUCED IN WHOLE OR PART WITHOUT PERMISSION

**DO NOT SCALE !!**

**GENERAL SPECIFICATION**

**Fixing Positions:**  
Standard recommended locations are 150mm from each end/mullion, then at 450-600mm centres.



**Note**  
Arrow points to handle and diagonal slash shows frame size

REV	DESCRIPTION	DATE
-----	-------------	------

Architect

Main Contractor

Project

**Title**  
WINDOW DETAILS  
IC Sliding Door

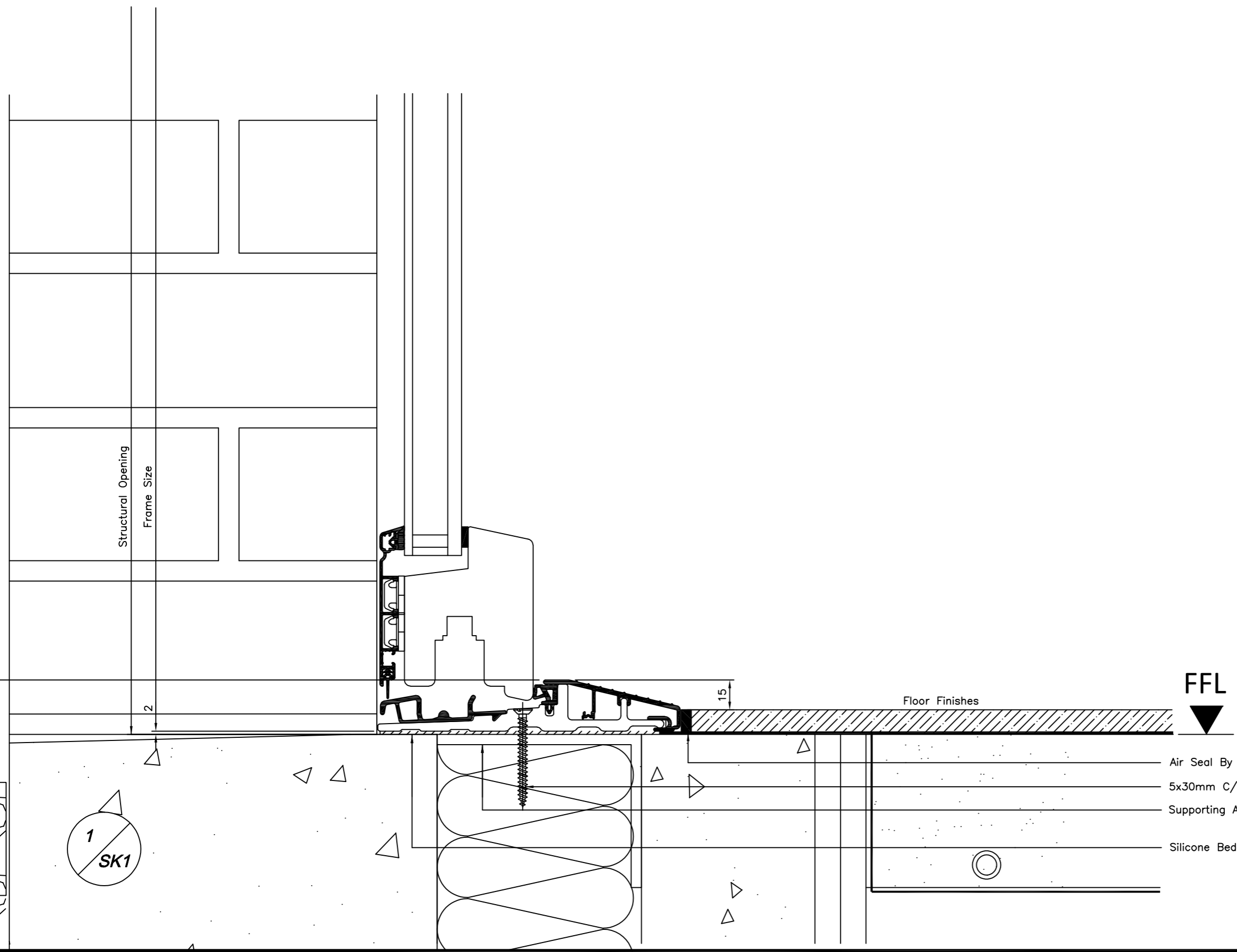
Drawn By: RGN Date: June 2022

Checked By: DLE Scale: 1:2 @ A3

Contract No. Drawing No. SK1

**INFORMATION ISSUE**

REVISIONS							
-----------	--	--	--	--	--	--	--



- Air Seal By Others
- 5x30mm C/S Screw By Installer
- Supporting Angle/Plate By Others
- Silicone Bedding By Installer